

GRACIE

LINET

The Next Level of Patient
and Gynecologist Experience



Modern Gynecological Workplace

GRACIE

A premium gynecological solution designed to ease patient tension and increase clinical efficiency in the workplace.

Optimal Workplace

Easy switching between individual settings for up to three doctors. The doctor's office can simply be shared.



Ultrasound examinations can be performed on the chair without the need to move the client to another location.



The instrument trolley with ergonomic storage spaces is easy to access and move.



Modern Equipment



Integrated colposcope securely stored under the seat and ready for immediate use.



FULL HD LCD and wireless transfer of photos and videos to the doctor's PC.

Smooth Operation



Position selection with a wireless controller and subsequent adjustments with foot and hand controls.



Quick positioning including pre-set buttons for the most frequent chair adjustments.



Easy access to the chair even for less mobile women thanks to the complete removal of the foot rests.


SOLUTION OVERVIEW

Improved Caregiver Workflow



Optimal workplace

With the integrated colposcope and other accessories, the doctor can examine the client ergonomically in one place.



Smooth operation

Customizable positions can be reached with the foot or hand controls to make positioning faster and easier. The possibility to move the chair to an ultrasound position saves the doctor time and minimizes space needs.



Effective hygiene practice

The chair is equipped with a telescopic castor intended for moving the chair around the office.

Enhanced Outcomes for Women



Women's well-being

The examination is discreet, so the client feels relaxed and less stressed. A comfortable chair and a low entry height bring comfort to all clients.



Superior safety

The chair has a number of safety features and can even be used for immobile clients.



OPTIMAL WORKPLACE

An integrated colposcope, the possibility of an ultrasound examination on the chair, and other accessories make Gracie a truly modern ergonomic gynecological workplace.



YOUR BENEFITS

- No need to move the client to another bed for an ultrasound examination
- More space in the doctor's practice thanks to the 2in1 solution
- The colposcope is part of the examination chair
- Examination tools are ergonomically situated
- Connectivity with the LCD monitor and the doctor's computer

SOLUTION

The Gracie gynecological chair combines the advantages of a chair and a bed into one device.

Integrated Colposcope

Gracie is one of the few chairs on the market that offers an integrated colposcope. The integrated colposcope is compact, securely stored under the seat of the chair, and ready for immediate use. High-definition images are wirelessly transmitted to your workstation for subsequent analysis and storage.



Practical Functions:

- Automatic / manual focusing
- 20× optical zoom
- FULL HD resolution
- Freeze image
- Capturing photos and videos
- Wireless transfer of photos and videos to PC
- Green filter
- 2 intensities of LED illumination
- Polarizing filter



The video colposcope can be parked under the heated seat where it does not interfere with examinations.



The polarizing filter eliminates unpleasant glare during examination.



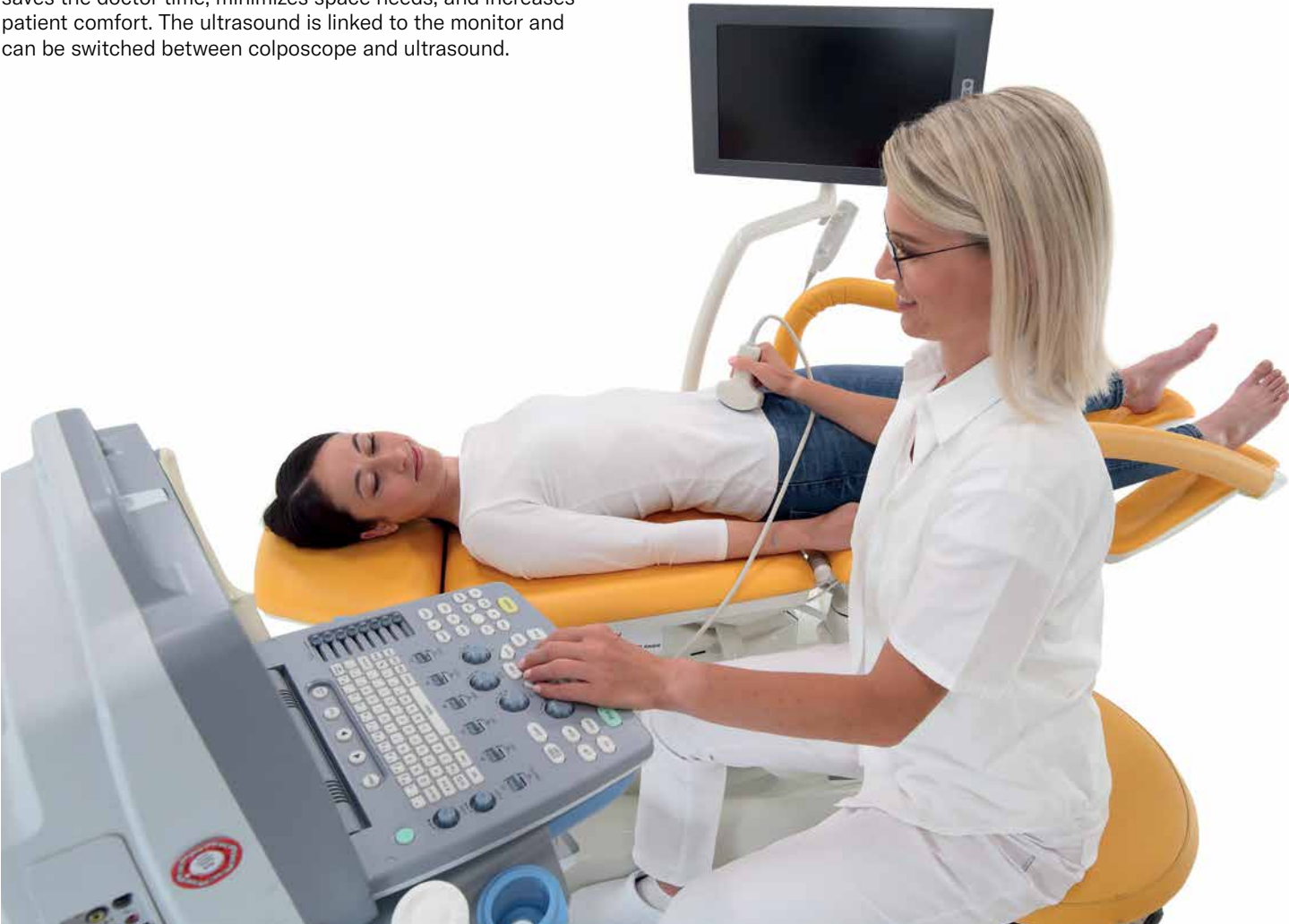
The FULL HD video colposcope provides high details for precise diagnostics.



The green filter enhances the red colour of the capillaries while eliminating the interfering perception of the surrounding tissue.

Easy to Connect Ultrasound

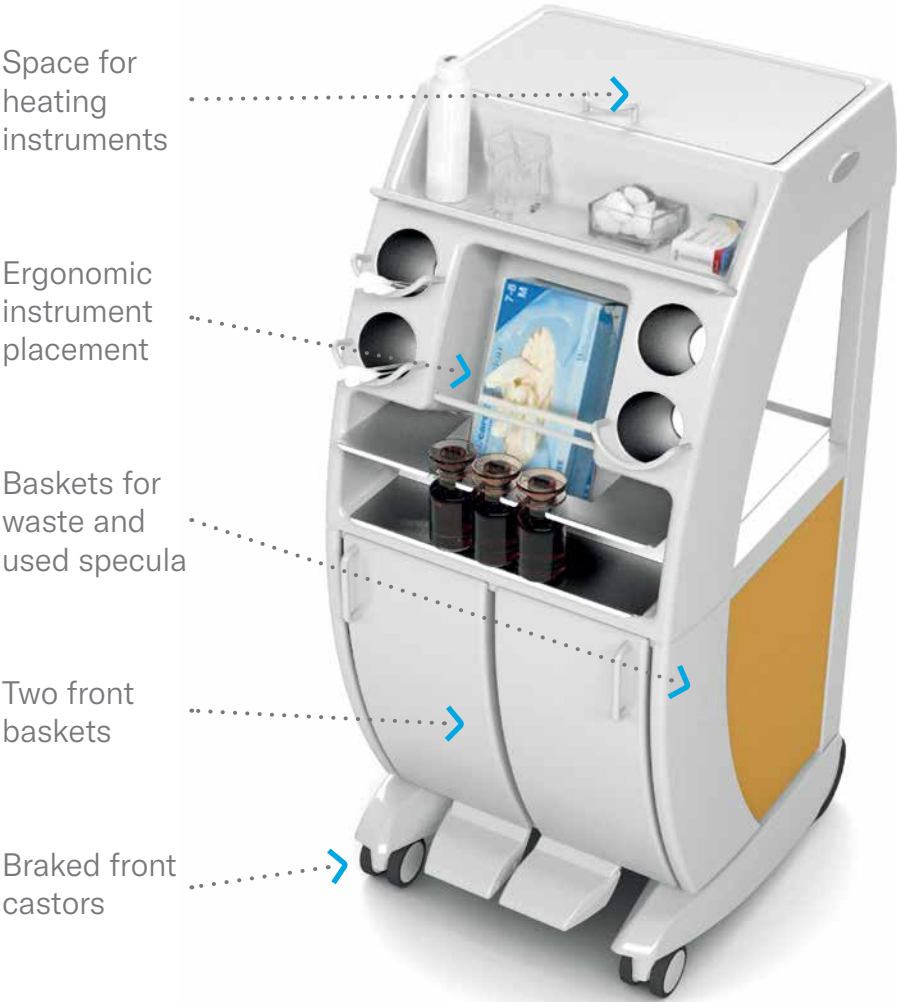
The possibility to move the chair to an ultrasound position saves the doctor time, minimizes space needs, and increases patient comfort. The ultrasound is linked to the monitor and can be switched between colposcope and ultrasound.



Electric adjustment of the foot rests makes laying in the horizontal position on the chair more pleasant for the client, for example, during an ultrasound examination.

Instrument Trolley

The instrument trolley saves space in the office and provides the doctor with maximum comfort during examinations.



The rear basket for used specula can be filled with disinfectant solution.



Practical slide for used specula.

Wireless Solution

- Simple, comfortable and quick to use
- Possibility to connect to the existing network in your workplace
- Higher safety, no more cables
- It does not require installation in your computer
- Photos and videos are stored in the memory of the chair



The height and adjustment of the screen allows for proper ergonomics during use.



SMOOTH OPERATION

Unambiguous controls save time and increase the certainty of the doctor during the examination. The quick movement of the chair and preset positions make examinations more efficient.



YOUR BENEFITS

- The ergonomic position of the doctor during the examination
- Perfect access to the patient
- Quick and intuitive chair operation

SOLUTION

Gracie takes the time required into account and makes the gynecological examination as efficient as possible.

PRESET POSITIONS

The preprogrammed and customizable positions such as access, examination, and ultrasound can be reached with the foot or hand controls to make positioning faster and easier in everyday practice, while maintaining client comfort.

Access Position

The very low access position is also suitable for less mobile patients without the need for additional access steps.



Examination Position

The range of adjustment of examination positions enables the doctor to work both ergonomically and comfortably.



Colposcope Examination

The integrated video colposcope reduces spatial demands and increases the efficiency of the examination. In this position, the doctor has perfect access to the patient.



Ultrasound Position

The possibility to move the chair into the ultrasound position saves the doctor time and shortens the examination. The position is easily and quickly electrically adjustable.



Shared Workplace

The chair can be individually adjusted for up to three doctors. The workplace can simply be shared without limiting the comfort of the attending doctor. This concept is particularly suitable for hospitals.



Fast and Variable Settings

The electrical adjustment of the height, the tilt of the backrest, and the foot rests are quick and smooth. The variability of settings facilitates the doctor's work and makes the patient's stay in the chair more pleasant.



The unique design of the rest area enables an optimal and natural setting of the pelvis position during an internal examination without the need to adjust the seat.



The synchronous connection of the rests allows easy horizontal adjustment with just one hand.

Easy Operation



FIXED FOOT CONTROLLER
Can be used to adjust the examination position according to the individual proportions of the patient.



WIRELESS FOOT CONTROLLER
For the adjustment of the access, ultrasound, and examination positions with a range of 10 meters.



HAND CONTROLLER
Provides the possibility of saving positions in the memory (access, examination, and ultrasound position) for three doctors.



EFFECTIVE HYGIENE PRACTICE

The Grace gynecological chair is made of antibacterial artificial leather with seamless upholstery and equipped with a telescopic castor intended for moving the chair around the office, which allows easy handling.

YOUR BENEFITS

- The design of the chair makes it easy to clean
- Effortless positioning of the chair



SOLUTION

The Gracie chair is made of antibacterial artificial leather with seamless upholstery. The surfaces are compact and closed.



Removable upholstery.



Seamless upholstery.



PVC covers on selected parts of the chair.



Every chair is equipped with an integrated paper roll.



WOMEN'S WELL-BEING

Thanks to the pleasant design, comfortable access to the chair, and discreet controls, the client doesn't feel stressed and is relaxed. They don't have to change position during the ultrasound examination.



YOUR BENEFITS

- Stressless examination
- Comfort of the women
- Discreet situations
- Easy and comfortable adjustment from the chair to the bed position

SOLUTION

The Gracie chair concept helps women cope with gynecological examinations without unnecessary stress.

Low Entry Height

The very low access position is also suitable for shorter clients without the need for additional access steps. An effortless low-height access position at the touch of one button allows clients to get in easily and is also convenient and safe for elderly patients or those with limited mobility.



Comfort

The design and upholstery of the chair increase comfort for women during the examination. The hand and leg supports make them feel more secure.



For More Discretion

The woman does not have to move to another place for the ultrasound examination. She can stay in the comfortable space of the chair.



The discretion of the examination increases when the doctor controls the bed settings from afar. Women may feel more comfortable.

FOR HER SAFETY

The flexible setting of the chair allows the examination of less mobile and completely immobile clients. The safety of patients is ensured by several features.



YOUR BENEFITS

- Easier and safer handling of immobile clients
- No complications associated with cables and inappropriate construction

SOLUTION

A concept that supports patient's safety in every situation.

For Immobile Patients

Easily unfolding or completely removing the foot rests helps wheelchair clients enter the chair.



The flexible setting of the Gracie chair allows easy transfer of even completely immobile clients.

Emergency Situations

- In urgent situations, it is possible to adjust the chair to the Trendelenburg position.
- The intuitive stopping of the chair by any button speeds up actions during critical moments.



Safety is in the Details



Wireless control of the chair and wireless transfer of photos and videos into a PC solves the problem of obtrusive cables on the office floor.



The safety sensor stops the movement of the chair if it is deflected.




The safety sensor stops the chair if it collides with the video colposcope.



Backup battery with charge indicator.

EQUIPMENT

Accessories



GKB-021 | Doctor's foot support



GKB-060.19 | Spare mobile wireless foot controller (max. 4 pcs)



ZP-25.X | Fixation strap (pair)



GKB-041 | Eurolath, stainless steel, left*



GKB-116 | External paper roll holder



GKB-092.X | Bolster, flat



GKB-093.X | Bolster, semicircular



GKB-098 | PVC cover of foot support (pair)



GKB-117 | Eurolath, stainless steel, back section, left*



GKB-205.X | Foot rests without a lamp – L/R divisible version



GKB-2202 | Foot rests with a lamp



GKB-201.X | Standard foot rests



GKB-077 | PVC underseat cover



GKB-163 | PVC cover of the seat part



GKB-111 | PVC cover of the head section



GKB-112 | PVC cover of the semicircular bolster



GKB-207.X | Divisible Goepel type leg rests



GKB-230 | Socket terminal



Optical colposcope holder*



GKB-055 | Instrument bowl, large, stainless*



GKB-113 | PVC cover of flat bolster



GKB-076 | Doctor's chair – ergonomic, adjustable with one leg



ZK-05.X | Doctor's chair, height adjustable, with manual locking



GKB-075 | Doctor's chair – ergonomic, height adjustable, with manual locking



GKB-097 | Large bowl with attachment, stainless



GKB-054 | Instrument bowl, plastic



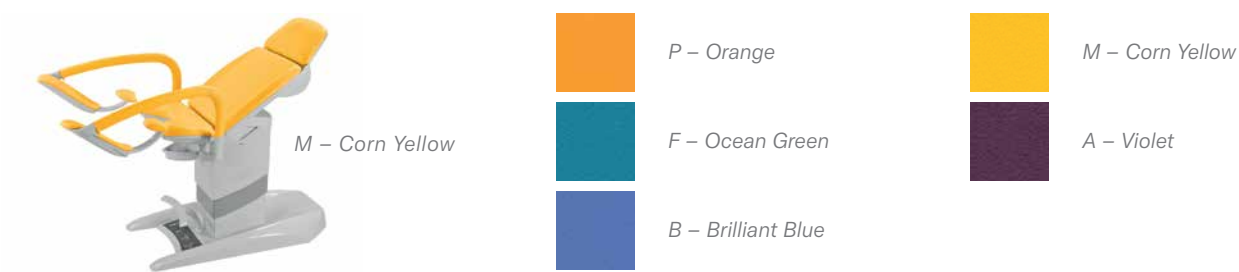
GKB-168.X | Heating of the seat part



GKB-115.X | Leg plate

* left and right versions can be selected

Colour Designs



Standard Equipment

	Model with integrated colposcope and monitor	Model with integrated monitor	Basic model
Wireless foot controller	✓	✓	✓
Integrated hand controller	✓	✓	✓
3 memory functions for 3 doctors	✓	✓	✓
Fast chair positioning	✓	✓	✓
Integrated telescopic castors	✓	✓	✓
Backup battery with charge indicator	✓	✓	✓
PVC covers for underseat and foot rest	✓	✓	✓
Paper roll holder integrated in backrest	✓	✓	✓
Seamless upholstery	✓	✓	✓
Selection of colour design	✓	✓	✓
Equipotential coupling	✓	✓	✓
One button Trendelenburg	✓	✓	✓
Indication of improper fitting of the chair into place	✓	✓	✓
Transport packaging	✓	✓	✓
Integrated FULL HD video colposcope	✓		
Colposcope with anticollision stop	✓		
Video colposcope LED illumination	✓		
Two light intensities of the video colposcope	✓		
Integrated polarizing filter	✓		
WLAN /LAN connection of the chair to a PC	✓		
HDMI IN /OUT	✓	✓	
FULL HD ready cable	✓	✓	
21" FULL HD LCD screen	✓	✓	

TECHNICAL PARAMETERS

Height adjustment

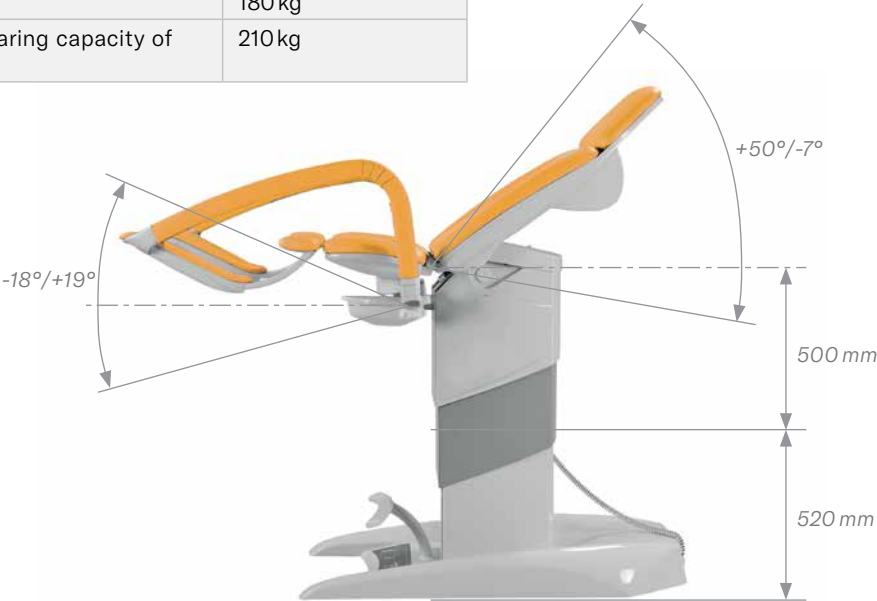
Access height (seat)	520 ±5 mm
Max. height (seat)	1,150 ±5 mm

Maximum load

Patient load	180 kg
Maximum load bearing capacity of the chair	210 kg

Dimensions

Chair width – seat	630 ±5 mm
Chair width – total	760 ±5 mm
Chair length – max.	1,780 ±5 mm

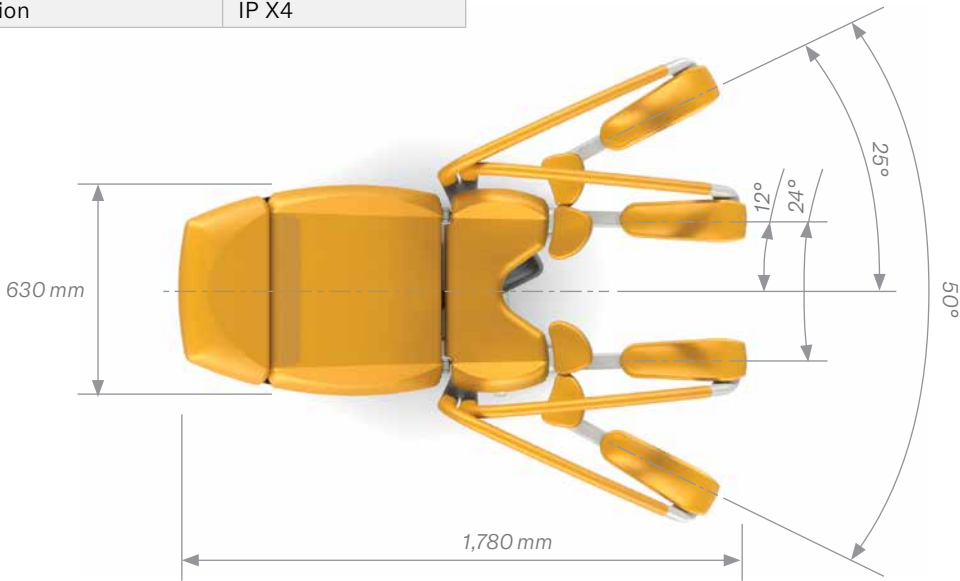


Electrical parameters

Voltage	100 –230 V
Frequency	50/60 Hz
Applied parts type	CF
Protection class	I
Degree of protection	IP X4

Power adjustment

Back section positioning angle	-7°/+50°
Foot rest height adjustment angle	-18°/+19°
Seat section positioning angle	+5°/+10°



KEY FEATURES OVERVIEW



Integrated Colposcope
FULL HD Video colposcope



Ultrasound Examination
Automatically connected to LCD and computer monitor



FULL HD LCD (1080i)
Wireless transfer of photos and videos to the doctor's PC



Wireless Foot Controller
Non-cable solution



Instrument Trolley
Ergonomically designed space



Broad Selection of Colour Designs
The same design for the doctor's chair



Height Adjustment of the Chair
Makes work more comfortable for the doctor



Positioning of the Back and Foot Rest
For easy access to the client and her comfort



Members of LINET Group

LINET spol. s r.o.

Želevčice 5 | 274 01 Slaný | Czech Republic

tel.: +420 312 576 400 | fax: +420 312 522 668 | e-mail: info@linet.com | www.linet.com



www.linet.com